



MON ÎLE

TECHNISCHES BLATT
SCHEMA TECNICA
DATA SHEET
FICHE TECHNIQUE

MON ÎLE

DESIGN SERGIO BICEGO, 2024



Familie von Polstermöbeln bestehend aus einem modularen Sofa und einem runden Loungesessel. Der Sitz aus differenzierten Polyurethanschaum ist in Feder oder Polyester erhältlich und in Kollektionstextilien bezogen, während die Rückenlehne gepolstert oder aus Wiener Geflecht mit einem Rahmen aus massiver Esche erhältlich ist. Das Sofa ist in mehreren Kombinationen erhältlich. Die Kollektion wird durch 2 Couchtische aus Eschenholz mit Einsätzen aus dem Wiener Geflecht vervollständigt.

Famiglia di imbottiti composta da un divano modulare e una poltrona lounge dalla forma rotonda. Il sedile in poliuretano a portanza differenziata è disponibile in piuma o poliestere rivestito nei tessuti di collezione, lo schienale è disponibile imbottito o in paglia di Vienna con struttura in massello di frassino. Il divano è disponibile in molteplici combinazioni. Completano la collezione 2 tavolini in frassino con inserti in paglia di Vienna.

Upholstered furniture family consisting of a modular sofa and a round lounge armchair. The seat, made of differentiated-density polyurethane, is available in feather or polyester filling covered with fabrics, while the backrest is available upholstered or in woven cane with solid ash wood frame. The sofa is available in multiple combinations. Completing the collection are 2 ash wood coffee tables with woven cane inserts.

Famille de meubles rembourrés composée d'un canapé modulaire et d'un fauteuil lounge de forme ronde. Le siège en polyuréthane à portance différenciée est disponible en plumes ou en polyester revêtu de tissus de collection, tandis que le dossier est disponible rembourré ou en paille de Vienne avec une structure en frêne massif. Le canapé est disponible dans de multiples combinaisons. La collection est complétée par 2 tables basses en frêne avec des inserts en paille de Vienne.

Familia tapizada compuesta por un sofá modular y un sillón lounge de forma redonda. El asiento de poliuretano con elevación diferenciada está disponible en pluma o poliéster revestido en las telas de la colección, el respaldo está disponible tapizado o en paja vienesa con armazón de fresno macizo. El sofá está disponible en múltiples combinaciones. La colección se completa con 2 mesas de centro de fresno con insertos de paja de Viena.



DMM125TES
Dimensions mm.
height 420 | width 1250 | depth 950



DMM155TES
Dimensions mm.
height 420 | width 1550 | depth 950



DMM160TDX
Dimensions mm.
height 420 | width 1600 | depth 950



DMM160TSX
Dimensions mm.
height 420 | width 1600 | depth 950



DMM190TDX
Dimensions mm.
height 420 | width 1900 | depth 950



DMM190TSX
Dimensions mm.
height 420 | width 1900 | depth 950



DMM220TDX
Dimensions mm.
height 420 | width 2200 | depth 950



DMM220TSX
Dimensions mm.
height 420 | width 2200 | depth 950



DMM255TES
Dimensions mm.
height 420 | width 2550 | depth 950



DMM225TES
Dimensions mm.
height 420 | width 2250 | depth 950



PLMONITES
Dimensions mm.
height 420 | width 1000 | depth 1000



SCH120TES
Dimensions mm.
height 460 | width 1200 | depth 200



SCH090TES
Dimensions mm.
height 460 | width 900 | depth 200



SCHLDXTES
Dimensions mm.
height 460 | width 950 | depth 680



SCHLSXTES
Dimensions mm.
height 460 | width 950 | depth 680



SCHANGTES
Dimensions mm.
height 460 | width 680 | depth 680



SCH120PGL
Dimensions mm.
height 460 | width 1200 | depth 200



SCH090PGL
Dimensions mm.
height 460 | width 950 | depth 200



SCHLDXTES
Dimensions mm.
height 460 | width 950 | depth 680



SCHLSXTES
Dimensions mm.
height 460 | width 950 | depth 680



SCHANGTES
Dimensions mm.
height 460 | width 680 | depth 680



TVMON2PGL
Dimensions mm.
height 4705 | width 650 | depth 550



TVMON1PGL
Dimensions mm.
height 340 | width 950 | depth 550



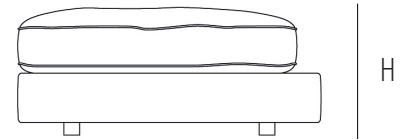
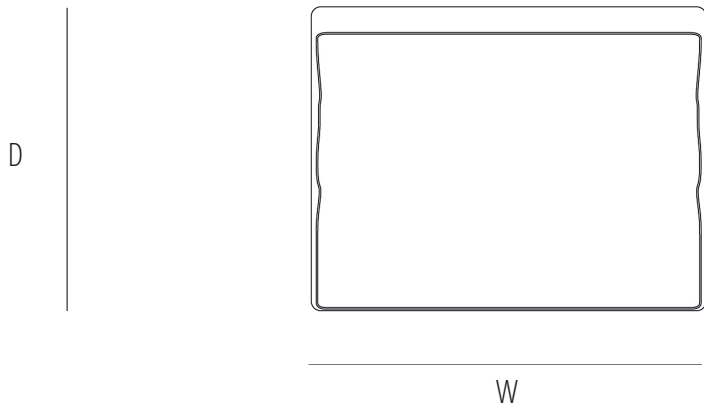
CUL105TES
Dimensions mm.
height 580 | width 1050 | depth 200



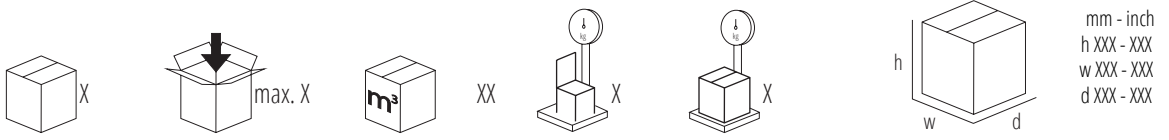
CUL075TES
Dimensions mm.
height 580 | width 750 | depth 200



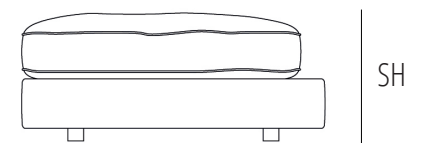
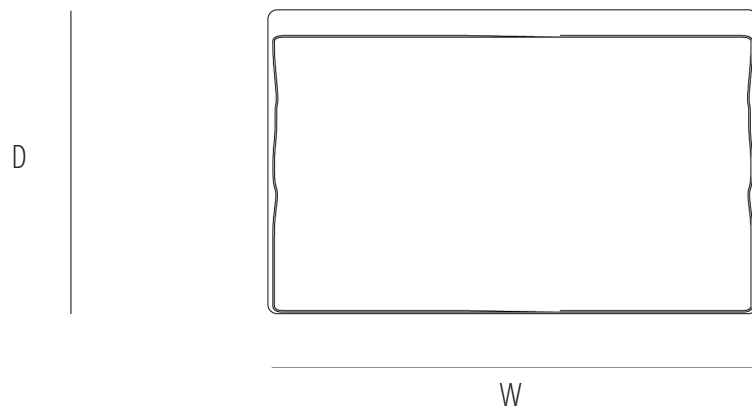
CUL062TES
Dimensions mm.
height 480 | width 620 | depth 120



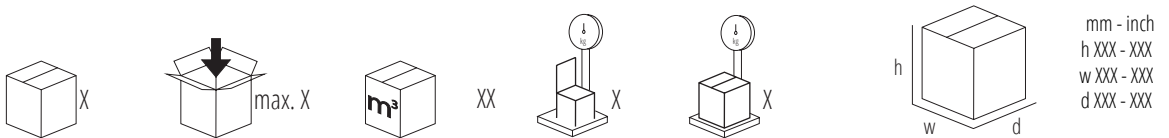
	H	W	D	SH	AH
mm	420	1250	950	420	
inch	16,5	49,2	37,4	16,5	



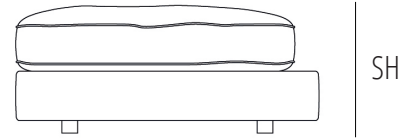
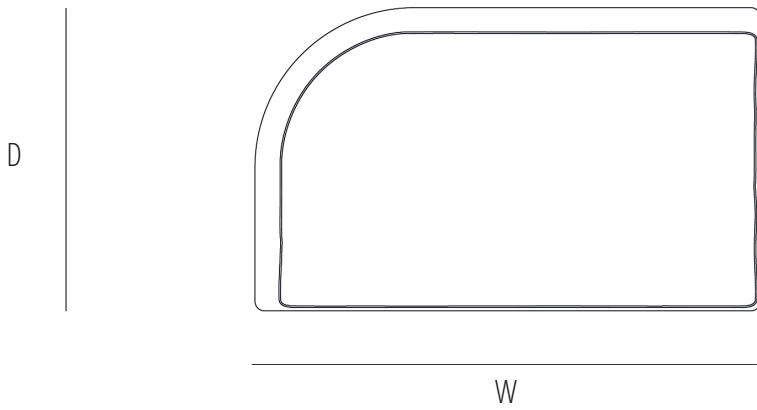
mm - inch
 h XXX - XXX
 w XXX - XXX
 d XXX - XXX



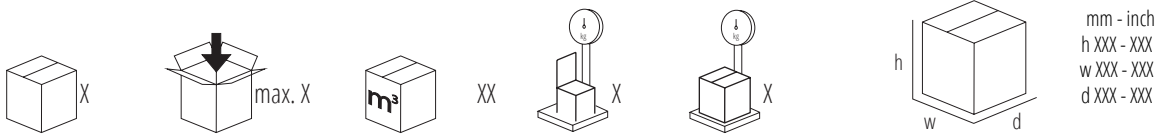
	H	W	D	SH	AH
mm	420	1550	950	420	
inch	16,5	61	37,4	16,5	



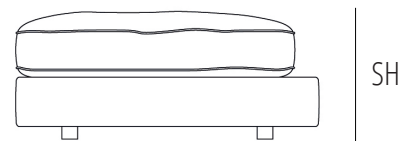
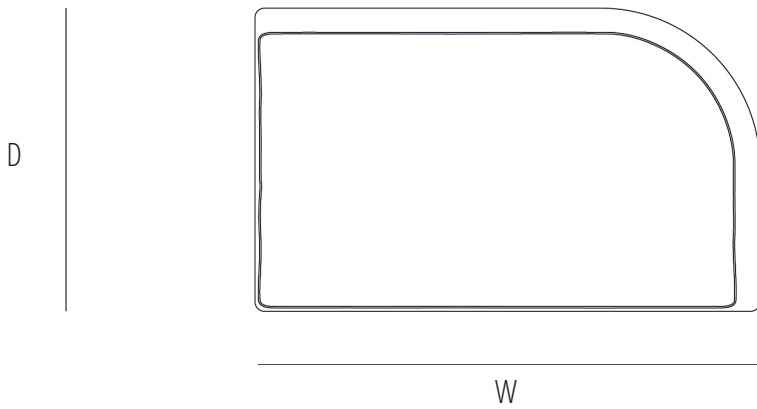
mm - inch
 h XXX - XXX
 w XXX - XXX
 d XXX - XXX



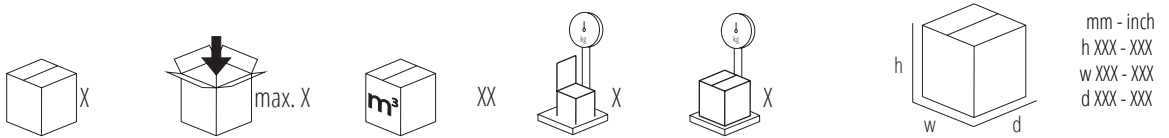
	H	W	D	SH	AH
mm	420	1600	950	420	
inch	16,5	62,9	37,4	16,5	



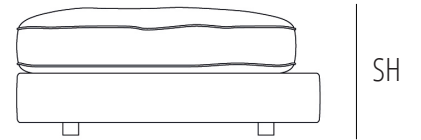
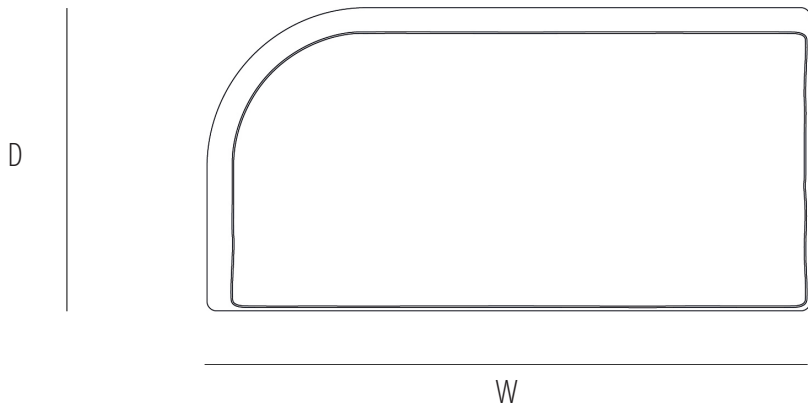
mm - inch
 h XXX - XXX
 w XXX - XXX
 d XXX - XXX



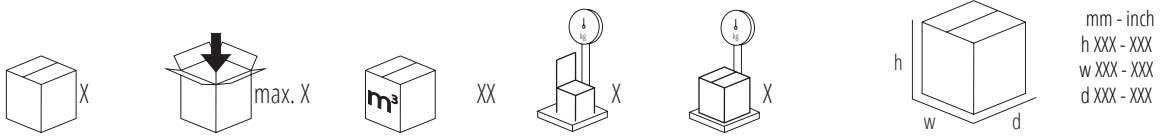
	H	W	D	SH	AH
mm	420	1600	950	420	
inch	16,5	62,9	37,4	16,5	



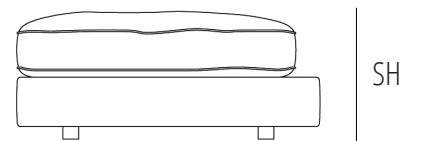
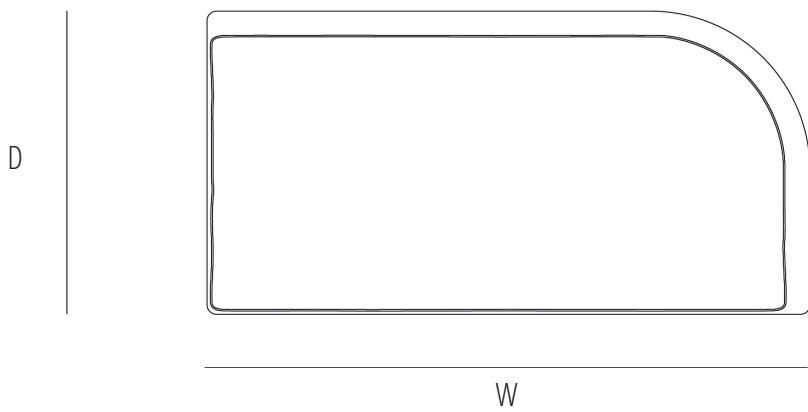
mm - inch
 h XXX - XXX
 w XXX - XXX
 d XXX - XXX



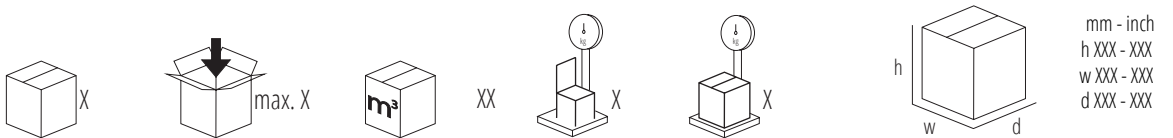
	H	W	D	SH	AH
mm	420	1900	950	420	
inch	16,5	74,8	37,4	16,5	



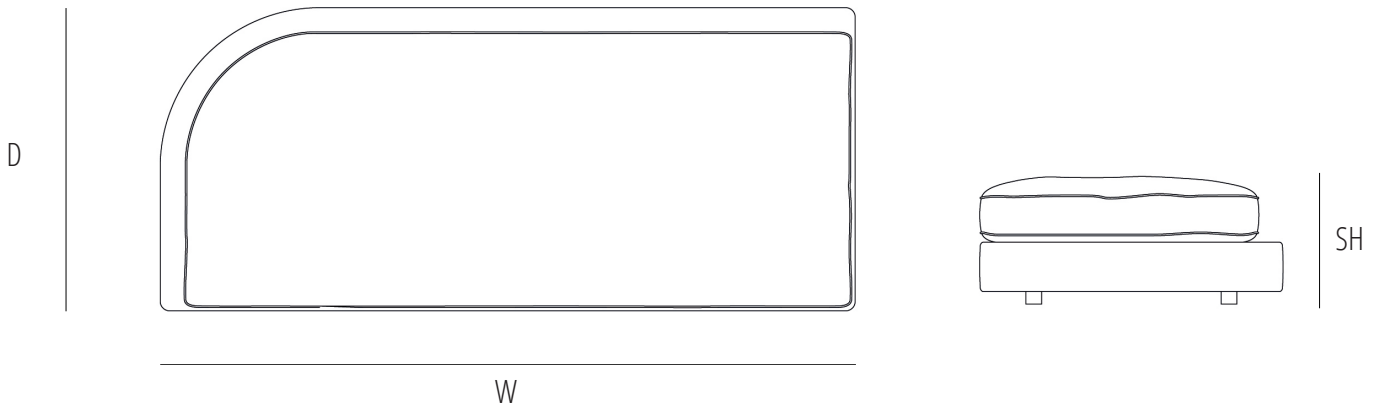
mm - inch
 h XXX - XXX
 w XXX - XXX
 d XXX - XXX



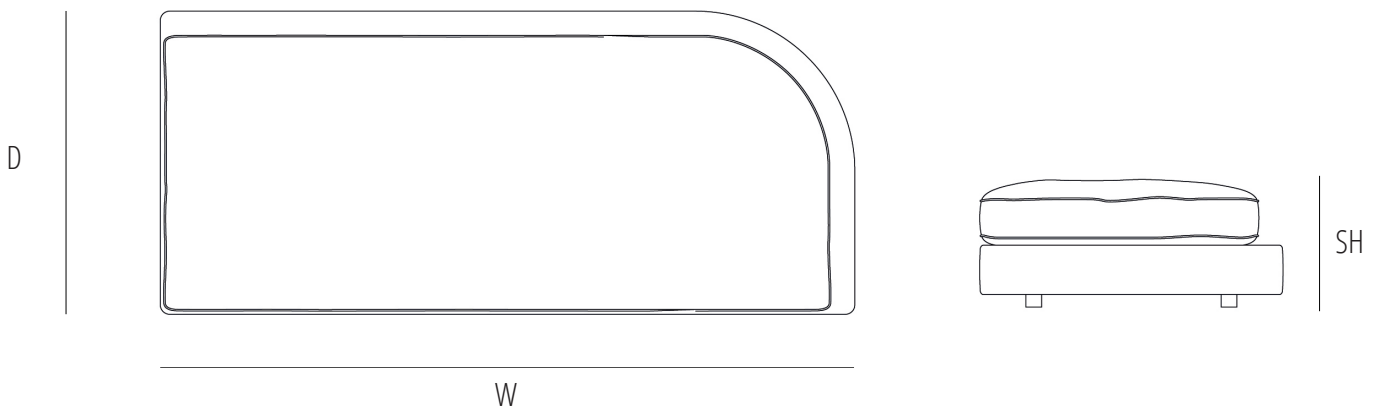
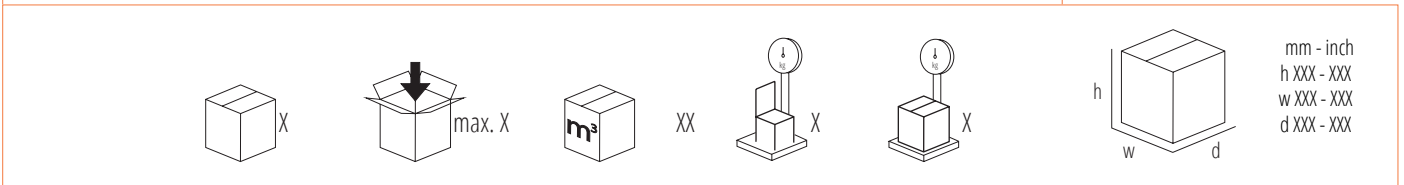
	H	W	D	SH	AH
mm	420	1900	950	420	
inch	16,5	74,8	37,4	16,5	



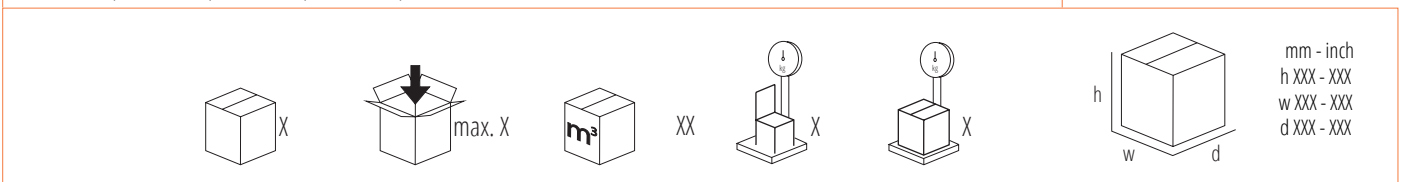
mm - inch
 h XXX - XXX
 w XXX - XXX
 d XXX - XXX

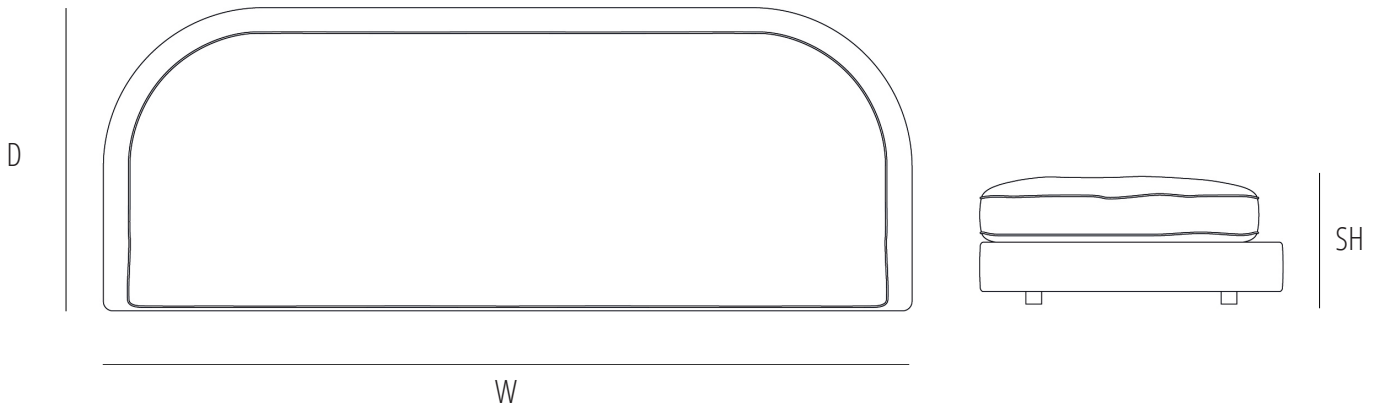


	H	W	D	SH	AH
mm	420	2200	950	420	
inch	16,5	86,6	37,4	16,5	

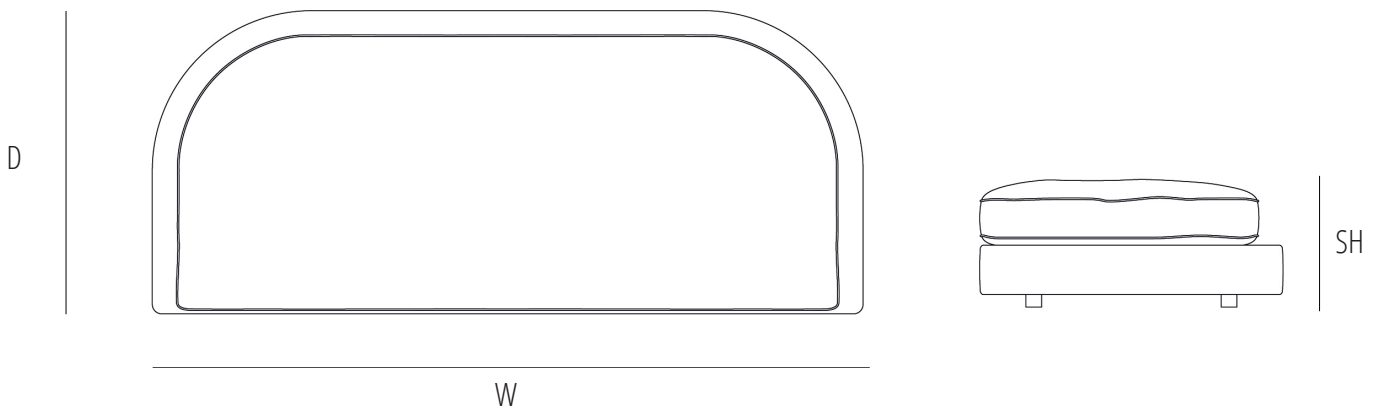
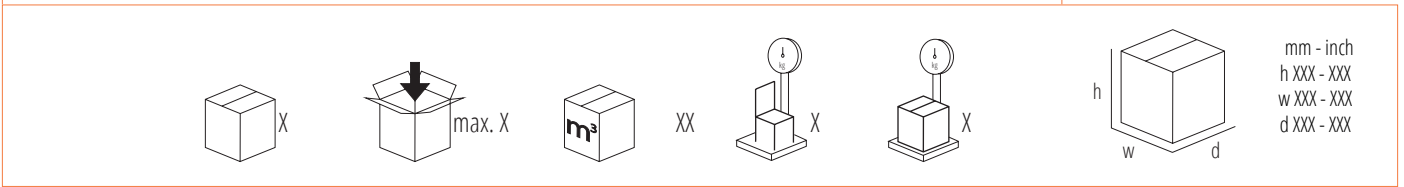


	H	W	D	SH	AH
mm	420	2200	950	420	
inch	16,5	86,6	37,4	16,5	

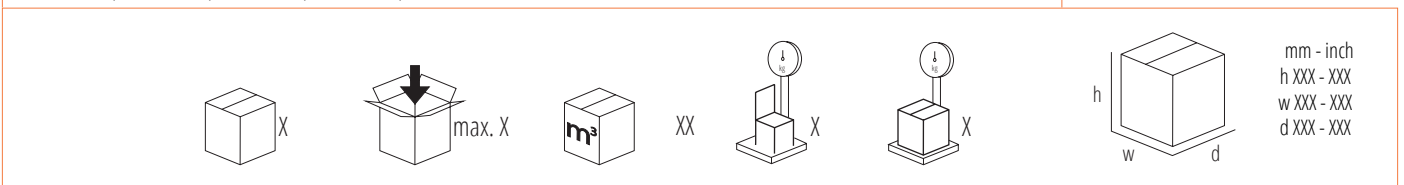


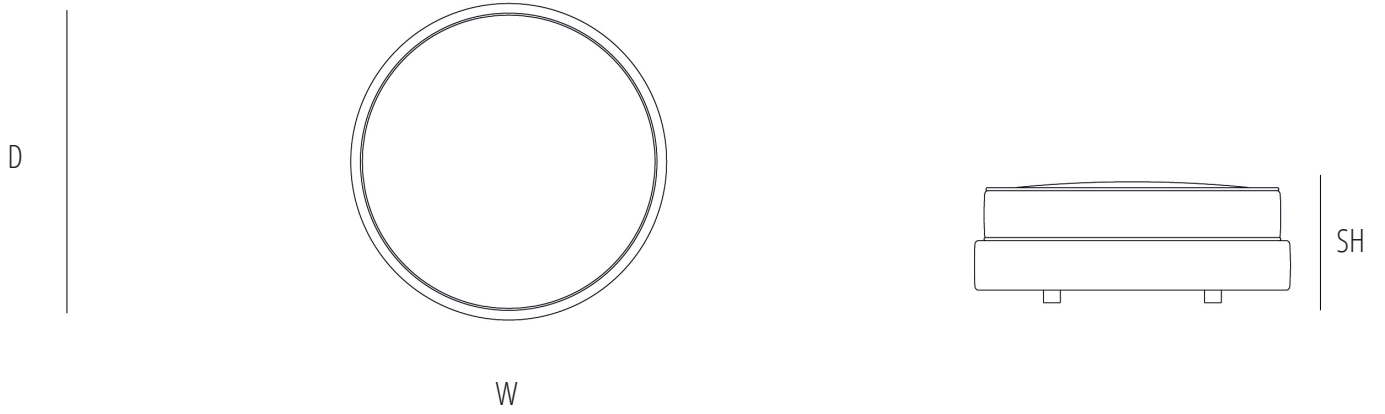


	H	W	D	SH	AH
mm	420	2550	950	420	
inch	16,5	100,3	37,4	16,5	



	H	W	D	SH	AH
mm	420	2250	950	420	
inch	16,5	88,5	37,4	16,5	

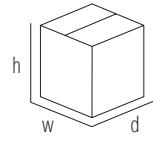
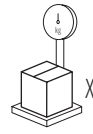
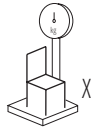




	H	W	D	SH	AH
mm	420	1000	1000	420	
inch	16,5	39,3	39,3	16,5	



XX



mm - inch
 h XXX - XXX
 w XXX - XXX
 d XXX - XXX

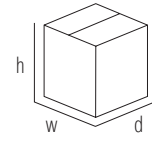
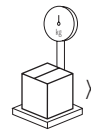
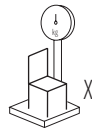


D

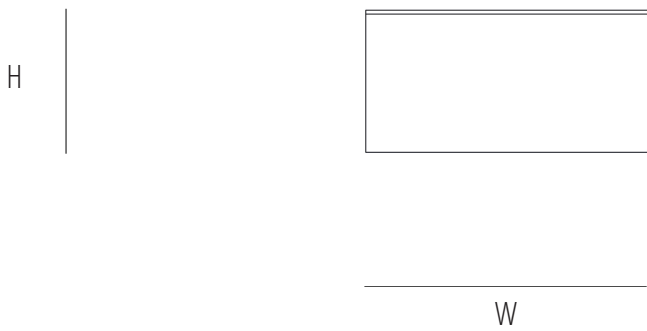
	H	W	D	SH	AH
mm	460	1200	200		
inch	18,1	47,2	7,8		



XX



mm - inch
h XXX - XXX
w XXX - XXX
d XXX - XXX

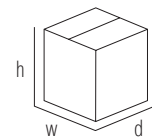
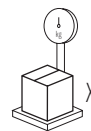
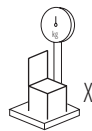


D

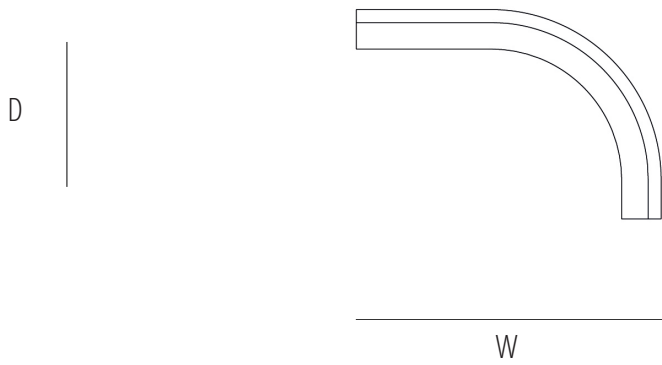
	H	W	D	SH	AH
mm	460	900	200		
inch	18,1	35,4	7,8		



XX



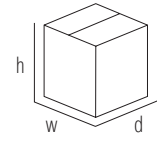
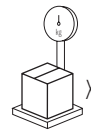
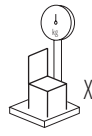
mm - inch
h XXX - XXX
w XXX - XXX
d XXX - XXX



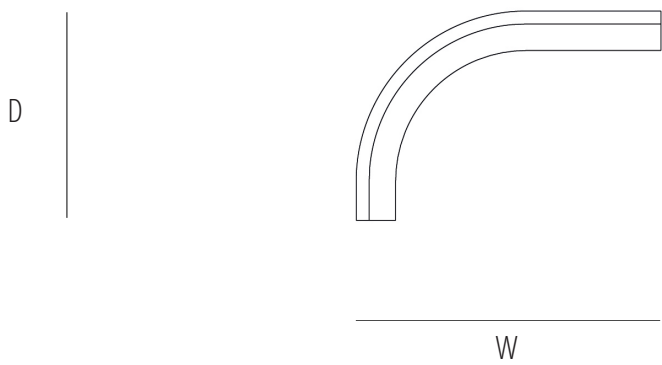
	H	W	D	SH	AH
mm	460	950	680		
inch	18,1	37,4	26,7		



XX



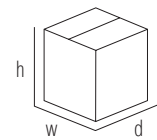
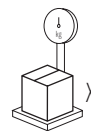
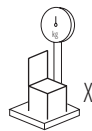
mm - inch
h XXX - XXX
w XXX - XXX
d XXX - XXX



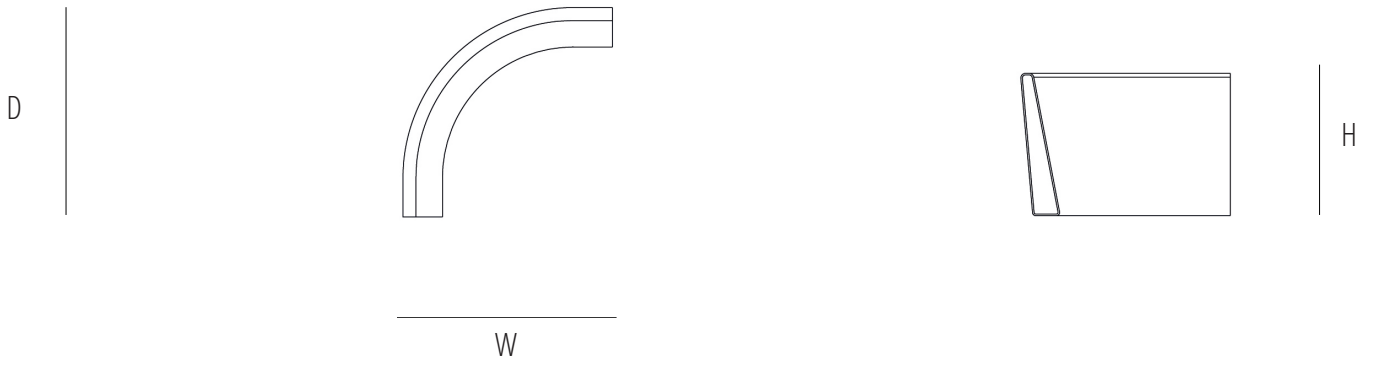
	H	W	D	SH	AH
mm	460	950	680		
inch	18,1	37,4	26,7		






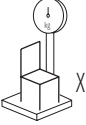

XX

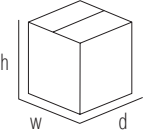


mm - inch
h XXX - XXX
w XXX - XXX
d XXX - XXX

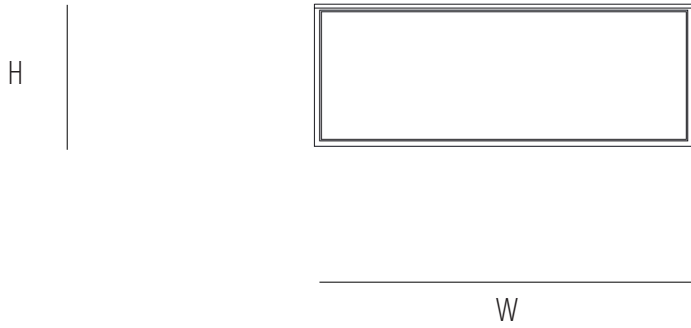


	H	W	D	SH	AH
mm	460	680	680		
inch	18,1	26,7	26,7		




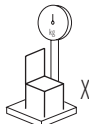
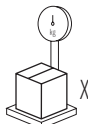
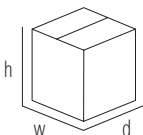



XX





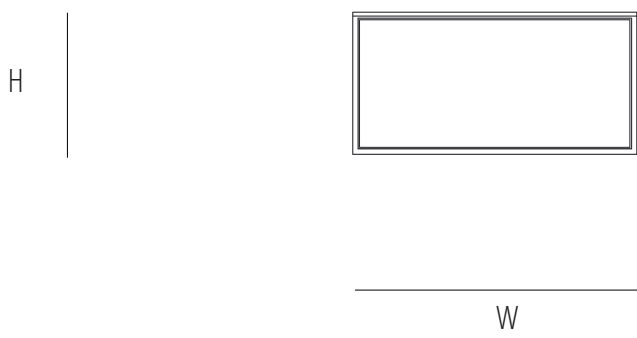
mm - inch
h XXX - XXX
w XXX - XXX
d XXX - XXX






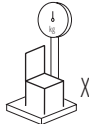
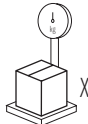
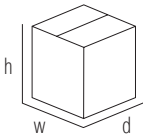
	H	W	D	SH	AH
mm	460	1200	200		
inch	18,1	47,2	7,8		




XX




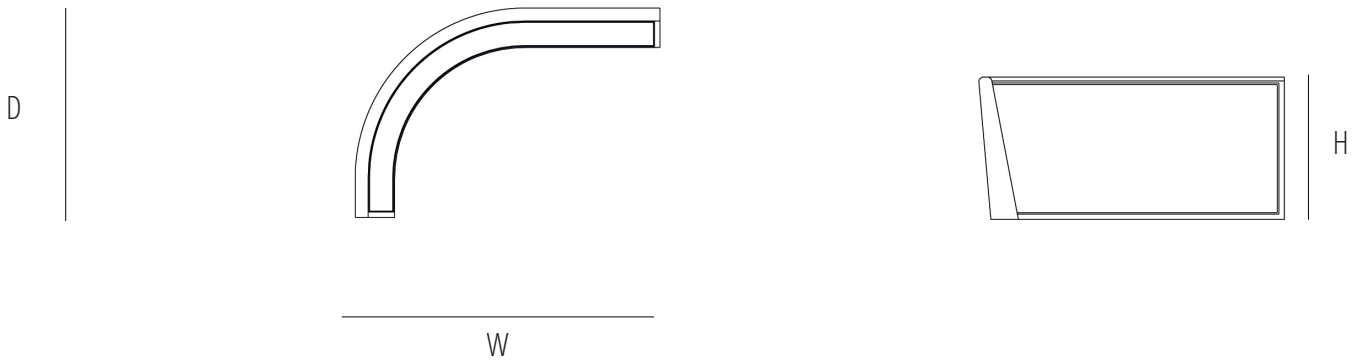
mm - inch
 h XXX - XXX
 w XXX - XXX
 d XXX - XXX



	H	W	D	SH	AH
mm	460	900	200		
inch	18,1	35,4	7,8		




XX




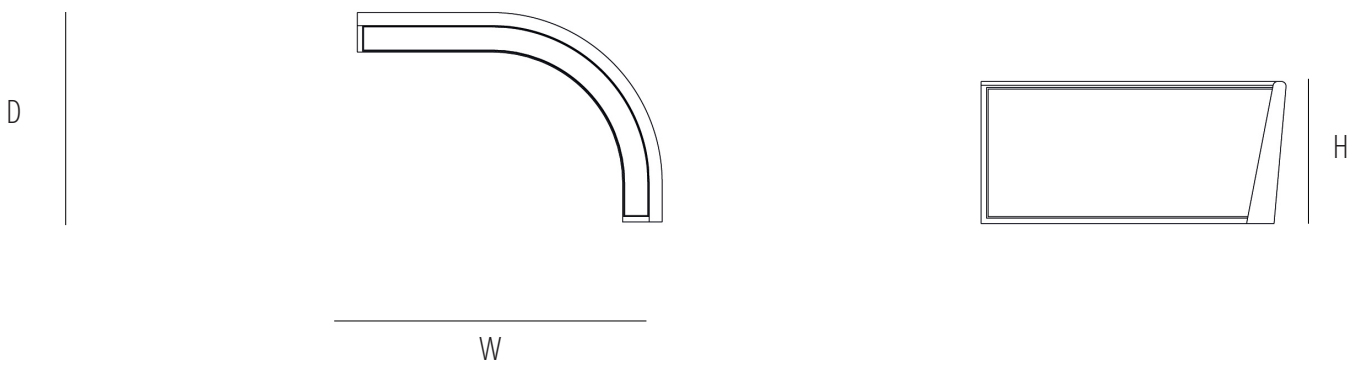
mm - inch
 h XXX - XXX
 w XXX - XXX
 d XXX - XXX



	H	W	D	SH	AH
mm	460	950	680		
inch	18,1	37,4	26,7		

Logistics icons: a cube labeled 'X', a box with a downward arrow labeled 'max. X', a cube labeled 'm³', 'XX', a pallet labeled 'X', another pallet labeled 'X', and a cube with dimensions 'h', 'w', and 'd'.

mm - inch
h XXX - XXX
w XXX - XXX
d XXX - XXX



	H	W	D	SH	AH
mm	460	950	680		
inch	18,1	37,4	26,7		

Logistics icons: a cube labeled 'X', a box with a downward arrow labeled 'max. X', a cube labeled 'm³', 'XX', a pallet labeled 'X', another pallet labeled 'X', and a cube with dimensions 'h', 'w', and 'd'.

mm - inch
h XXX - XXX
w XXX - XXX
d XXX - XXX



	H	W	D	SH	AH
mm	460	680	680		
inch	18,1	26,7	26,7		

X

max. X

m^3

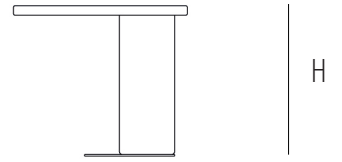
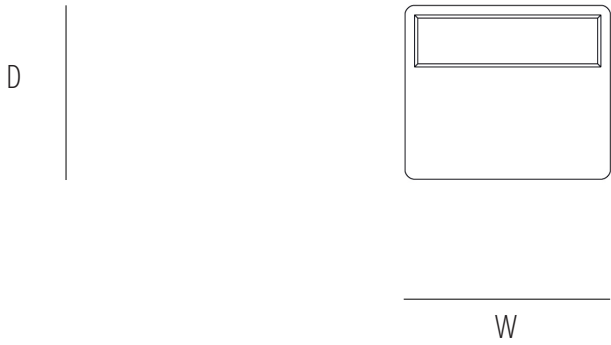
XX

X

X

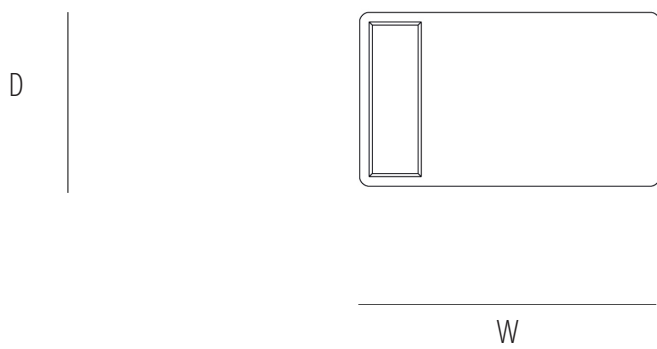
h
w d

mm - inch
h XXX - XXX
w XXX - XXX
d XXX - XXX



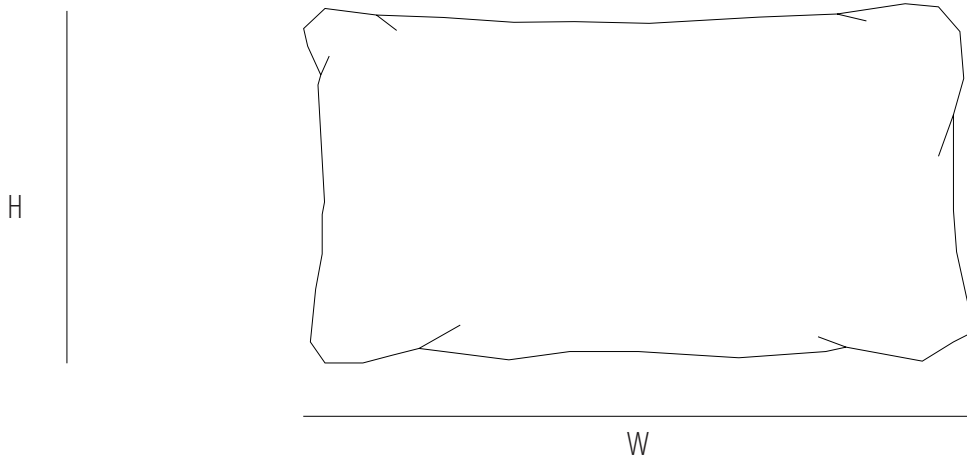
	H	W	D	SH	AH
mm	475	650	550		
inch	18,7	25,5	21,6		

mm - inch
h XXX - XXX
w XXX - XXX
d XXX - XXX



	H	W	D	SH	AH
mm	340	950	550		
inch	13,3	37,4	21,6		

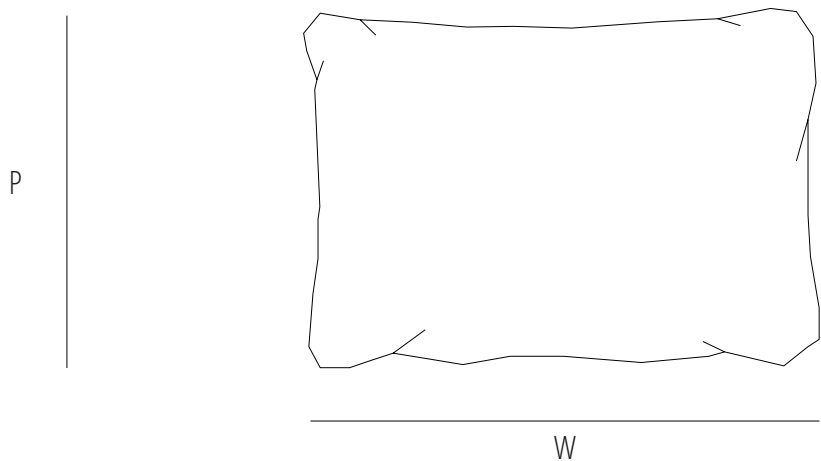
mm - inch
h XXX - XXX
w XXX - XXX
d XXX - XXX



	H	W	D	SH	AH
mm	580	1050			
inch	22,8	41,3			

XX

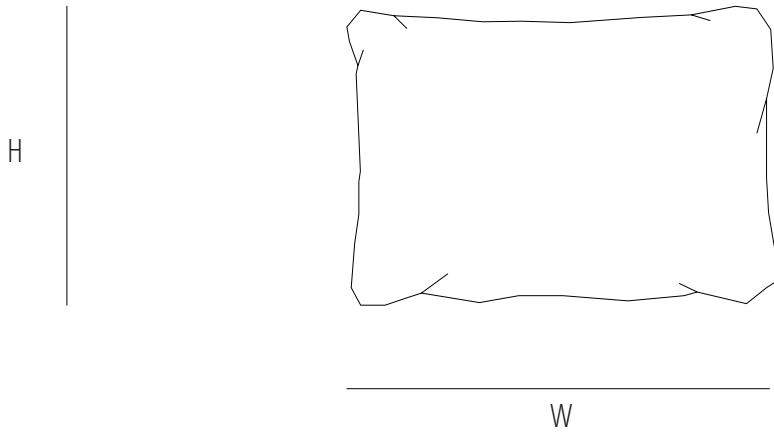
mm - inch
 h XXX - XXX
 w XXX - XXX
 d XXX - XXX






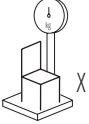
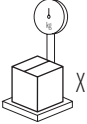
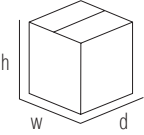
	H	W	D	SH	AH
mm	580	750			
inch	22,8	29,5			

XX

mm - inch
 h XXX - XXX
 w XXX - XXX
 d XXX - XXX



	H	W	D	SH	AH
mm	480	620			
inch	18,8	24,4			

			XX				mm - inch h XXX - XXX w XXX - XXX d XXX - XXX
---	---	---	----	--	---	--	--

Verfuegbare Ausfuehrungen
Finiture disponibili
Available finishes
Finitions disponibles

SOLID WOOD / ESSENZE NATURALI



B07 ASH
B07 FRASSINO

Gebrüder Thonet Vienna GmbH
Prinz Eugen Straße 42
1040 Wien (AT)

www.gebruederthonetvienna.com

Offices of the trademarks' licensee
Production Furniture International S.p.A.
Via Foggia, 23/H
10152 Torino (TO) Italy

Phone: 0039 011 0133330 - info@gebruederthonetvienna.com